

SKU
LED-6204-UL-4-40K-BFR

Description
18W T8 LED, 120-277V, 4000K
Instant Start Electronic Ballast Compatible

Contents:
1 PCS LED Retrofit lamp
1 PCS Installation instructions






Read this before you start installation:

1. To avoid possible electric shock, power supply must be turned off at fuse box or circuit breaker before installing or servicing.
2. Check your local electrical code. This code sets wiring standards for your area and should carefully studied before starting installation. High voltage wiring connecting the fixture must have a temperature rated minimum of 194°F.
3. Inspect existing fixture including lamp and ballast: Lamp is designed to operate only on fixtures utilizing Instant Start Electronic T8 Ballasts
4. Once installed, if lamp strobos, flickers, or fails lamp is not compatible with existing ballast.

INSTALLATION REQUIREMENTS	
Input Voltage	Instant Start Ballast Only
Frequency	50/60Hz
Lamp Holder	G13
Approved Fixtures and Locations	<u>Indoor Luminaires</u> Troffer with or without cover
Minimum Fixture Size	N/A
Approved Lamp Orientations	Any
Moisture Rating	UL approved for dry environments

IMPORTANT SAFETY INSTRUCTIONS FOR LED RETROFIT CONVERSION:

FOR USE ONLY WITH T8 LUMINAIRES IN ACCORDANCE WITH THE INSRUCTIONS PROVIDED WITH THIS RETROFIT KIT.

-  **WARNING - RISK OF FIRE OR ELECTRICAL SHOCK.** LED retrofit kit installation requires knowledge of the existing luminaire’s electrical design
-  **WARNING - RISK OF FIRE OR ELECTRICAL SHOCK.** Install this kit only in luminaires that have the features and dimensions shown in the requirements box.
-  **WARNING** - Do not make or alter any open holes in an enclosure of wiring or electrical components during kit installation.
-  **WARNING** - To prevent wiring damage or abrasion, do not expose wiring to sharp edges of housing or other sharp surface.
-  **WARNING** - Suitable for DRY LOCATIONS. SUITABLE FOR USE IN OPEN and COVERED T8 LUMINAIRES.

THIS DEVICE IS NOT INTENDED FOR USE WITH EMERGENCY EXITS.

188 S. Northwest Highway • Cary, IL 60013
(847) 380-3540 • FAX: (847) 380-3542
www.led-llc.com

SKU

LED-6204-UL-4-40K-BFR

Description

18W T8 LED, 120-277V, 4000K

Instant Start Electronic Ballast Compatible

Lamp Installation with Instant Start Electronic Ballast :

- Step 1:** Disconnect Electrical Power to T8 fixture.
- Step 2:** Remove existing T8 lamp from lamp holders
- Step 3:** Verify that base of the removed lamp matches the intended LED replacement.
- Step 4:** Existing lamp label should state that lamp and ballast is an instant start electronic type
- Step 6** Install LED Lamp into G13 type lamp holders by aligning lamp holder and G13 pins and rotating lamp to lock in place
- Step 7:** Turn Power On – if lamp flickers, strobos or fails, lamp is incompatible with existing ballast.

Wiring Diagram for Instant Start Electronic Ballast**Note: No fixture modification is necessary to install lamp**