



**IESNA
SUSTAINING
MEMBER**

Ref. No.: LCGP16030051

Version: 1.0

Date of issue: Mar. 9, 2016

Total pages: 12



**Test report of
IES LM-79-08**

**Approved Method: Electrical and Photometric Measurements of
Solid-State Lighting Products**

Rendered to:

LIGHT EFFICIENT DESIGN, DIV OF TADD LLC

188 S. Northwest Highway Cary, IL 60013.

For products:

LED Lamp

Models No.:

LED-8025E42, LED-8025E42C, LED-8025M42, LED-8025M42C

Test Date: Oct. 15, 2015 to Oct. 15, 2015

Test Lab.: LCTECH (Zhongshan) Testing Service Co., Ltd

2/F., Technology and Enterprise Development Center, Guangyuan Road, Xiaolan,
Zhongshan, Guangdong, China

Test Note: *LED-8025E42, LED-8025E42C, LED-8025M42, LED-8025M42C are all the same except for model number and lamp base. This report is based on report LCGP15100116, they are all the same except for model number. Model LED-8025E42 is selected as the representative test sample.*

Complied by:

Bowen Pang

Project Engineer

Mar. 9, 2016

Reviewed by:

Richard Li

Technical Manager

Mar. 9, 2016

The duplication of this report or parts of it and its use for advertising purposes is only allowed with permission of the testing laboratory. This report contains the result of the examination of the product sample submitted by the applicant. A general statement concerning the quality of the products from the series manufacture cannot be derived therefore. This report must not be used by the customer to claim product certification, approval or endorsement by NVLAP, NIST, or any agency of the Federal Government.



Table of Contents


1. General	3
1.1 Product Information	3
1.2 Standards or methods.....	4
1.3 Equipment list.....	4
2. Test conducted and method	5
2.1 Ambient Condition	5
2.2 Power Supply Characteristics.....	5
2.3 Seasoning and Stabilization.....	5
2.4 Electrical Instrumentation	5
2.5 Color Measurement Method	5
2.6 Total Luminous Flux Measurement Method.....	5
2.7 Luminous Intensity Distribution Measurement Method	5
2.8 Spatial Non-uniformity of Chromaticity.....	5
3. Test Result Summary	6
3.1 Electrical data.....	6
3.2 Photometric data.....	6
3.3 Color Rendering Details.....	6
4. Test Data	7
4.1 Spectral Distribution	7
4.2 ANSI Chromaticity Quadrangles Diagram	7
4.3 Goniometry Test Data.....	8
4.4 Zonal Lumen Summary	8
4.5 Polar Curves.....	9
4.6 Lux Distance curve.....	10
4.7 ISO illuminance diagram	11
4.8 Candela Tabulation	12

1. General

1.1 Product Information

Brand Name	Light Efficient Design
Trade Mark	-
Luminaire Type	LED Lamps
Model Number	LED-8025E42,LED-8025E42C,LED-8025M42,LED-8025M42C
Rated Inputs	120-277VAC 50-60Hz
Rated Power	52 W
Rated Light output	5500 lm
Declared CCT	4000 K
Power Supply	Integral LED driver
LED Package, Array or Module	Not provided
Receipt Samples	1 unit
Date of Receipt Samples	Oct. 13, 2015

Photo



Picture 1



Picture 2

1.2 Standards or methods

The following standards are partly or totally used or referenced for test:

No.	Name
ANSI/NEMA/ ANSLG C78.377-2011	Specifications for the Chromaticity of Solid State Lighting Products
ANSI C82.77-2002	Harmonic Emission Limits—Related Power Quality Requirements for Lighting Equipment
CIE Pub. No. 13.3-1995	Method of Measuring and Specifying Color Rendering of Light Sources
CIE Pub. No. 15:2004	Colorimetry
IES LM-79-08	Electrical and Photometric Measurements of Solid-State Lighting Products

1.3 Equipment list

Instrument	ID	Model name	Cal. date	Next cal. Date
AC Power supply	LC-I-923	CHP-500	2015-02-05	2016-02-04
AC Power supply	LC-I-987	APW-110N	2015-02-05	2016-02-04
Power analyzer	LC-I-928	WT210	2015-02-09	2016-02-08
Power analyzer	LC-I-954	WT210	2015-03-04	2016-03-03
Multimeter	LC-I-972	Fluke 17B	2015-08-17	2016-08-16
Photometric colorimetric electric system (2 meter sphere)	LC-I-900	SPR3000	Before use	Before use
Standard lamp	LC-I-917	24V100W	2015-10-09	2016-10-08
Luminous Flux Standard Lamp	LC-I-946	110V/200W	2015-10-09	2016-10-08
Goniophotometer(with mirror)	LC-I-902	GMS2000	2012-05-10	2016-05-09
Wireless temperature transmitter	LC-I-978	DWRF-B	2015-02-11	2016-02-10
Wireless temperature transmitter	LC-I-979	DWRF-B	2015-02-11	2016-02-10

2. Test conducted and method

2.1 Ambient Condition

The ambient temperature in which measurements are being taken was maintained at $25\text{ }^{\circ}\text{C} \pm 1\text{ }^{\circ}\text{C}$; the air flow around the sample(s) being tested did not affect the performance.

2.2 Power Supply Characteristics

The AC power supply had a sinusoidal voltage wave shape at the prescribed frequency (60 Hz) such that the RMS summation of the harmonic components does not exceed 3 percent of the fundamental during operation of the test item.

The voltage of AC power supply (RMS voltage) applied to the device under test was regulated to within ± 0.2 percent under load.

2.3 Seasoning and Stabilization

No seasoning was performed in accordance with IESNA LM-79-08. And before the measurement, the sample was stabilized until the light output and power variations were less than 0.5% in 30 minutes intervals (3 readings, 15 minutes apart).

2.4 Electrical Instrumentation

The calibration uncertainties of the instruments for AC voltage and current were less than 0.2 percent, and the calibration uncertainty of the AC power meter was less than 0.5 percent (95 % confidence interval, $k=2$).

2.5 Color Measurement Method

Spectral radiant flux was measured by a sphere (2 meter)-spectroradiometer system, and the color characteristics (Color rendering index, correlated color temperature, chromaticity coordinate) were calculated from these by software automatically.

2.6 Total Luminous Flux Measurement Method

Total luminous flux was measured by sphere-spectroradiometer system and type C goniophotometer system.

Light intensity distribution was measured by a type C goniophotometer (with mirror) which can keep the sample in burn position when the tests conduct, and the total luminous flux was calculated from the intensity data by software automatically.

Spectral radiant flux was measured by a sphere (2 meter)-spectroradiometer system, and the total luminous flux was calculated from these by software automatically.

2.7 Luminous Intensity Distribution Measurement Method

Luminous intensity distribution was measured by a mirror-type goniophotometer (Type C) which can keep the sample in burn position when the tests conduct, and the kinds of graph were generated by software automatically.

2.8 Spatial Non-uniformity of Chromaticity

The customer did not require this measurement.

3. Test Result Summary

3.1 Electrical data

Criteria Item	Result(Sphere)	Result(Goniophotometer)
Input Voltage & Frequency	276.90V~60Hz	277.03V~60Hz
Input Current(A)	0.199	0.199
Total Power(W)	50.98	51.02
Power Factor	0.926	0.925
I-THD	8.27%	-

3.2 Photometric data

Criteria Item	Result(Sphere)	Result(Goniophotometer)
Total Lumens(lm)	5498.40	5516.59
Luminaire Efficacy(lm/W)	107.85	108.13
Correlated Color Temperature (CCT)(K)	3963	-
Color Rendering Index (CRI)	84.2	-
R9	19	-
Chromaticity Coordinate (x,y)	x = 0.3824 y = 0.3788	-
Chromaticity Coordinate (u,v)	u = 0.2256 v = 0.3352	-
Chromaticity Coordinate (u',v')	u' = 0.2256 v' = 0.5028	-
Duv	0.000396	-
Beam Angle	-	C0 plan: 94.85°
Filed Angle	-	C0 plan: 207.8°

3.3 Color Rendering Details

R1	R2	R3	R4	R5	R6	R7	R8
83	88	93	85	84	85	87	69
R9	R10	R11	R12	R13	R14	R15	-
19	73	86	72	84	96	77	-

Note: N.A.

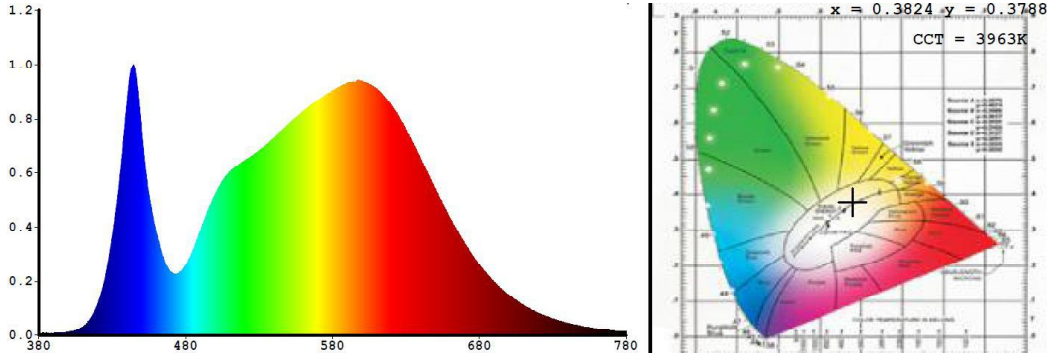


LCTECH

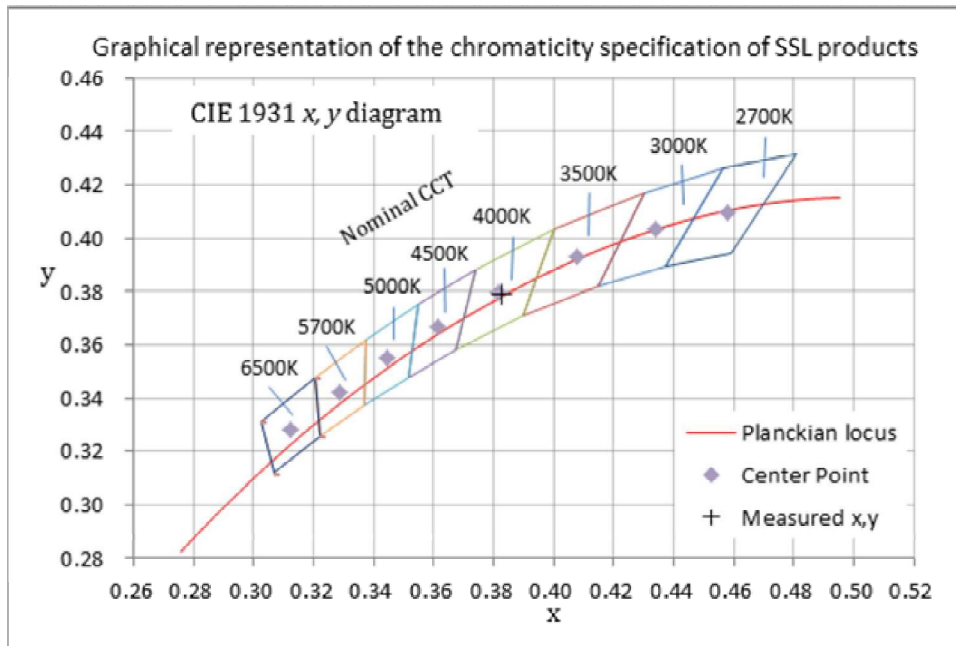


4. Test Data

4.1 Spectral Distribution



4.2 ANSI Chromaticity Quadrangles Diagram





LCTECH



4.3 Goniometry Test Data

CIE Type	Semi-Direct	Basic Luminous Shape	Circular w/Sides
Spacing Criteria (0-180)	1.10	Luminous Length	0.20(Diameter)
Spacing Criteria (90-270)	1.10	Luminous Width	0.20(Diameter)
Spacing Criteria (Diagonal)	1.26	Luminous Height	0.04m
Test Distance	30.04 m		

4.4 Zonal Lumen Summary

Zone	Lumens	%Lamp	%Fixt
0-30	1292.22	23.4	23.4
0-40	2084.41	37.8	37.8
0-60	3498.1	63.4	63.4
0-90	4799.45	87	87
90-120	577.77	10.5	10.5
90-130	646.13	11.7	11.7
90-150	705.21	12.8	12.8
90-180	717.13	13	13
0-180	5516.59	100	100

Total Luminaire Efficiency = 100%

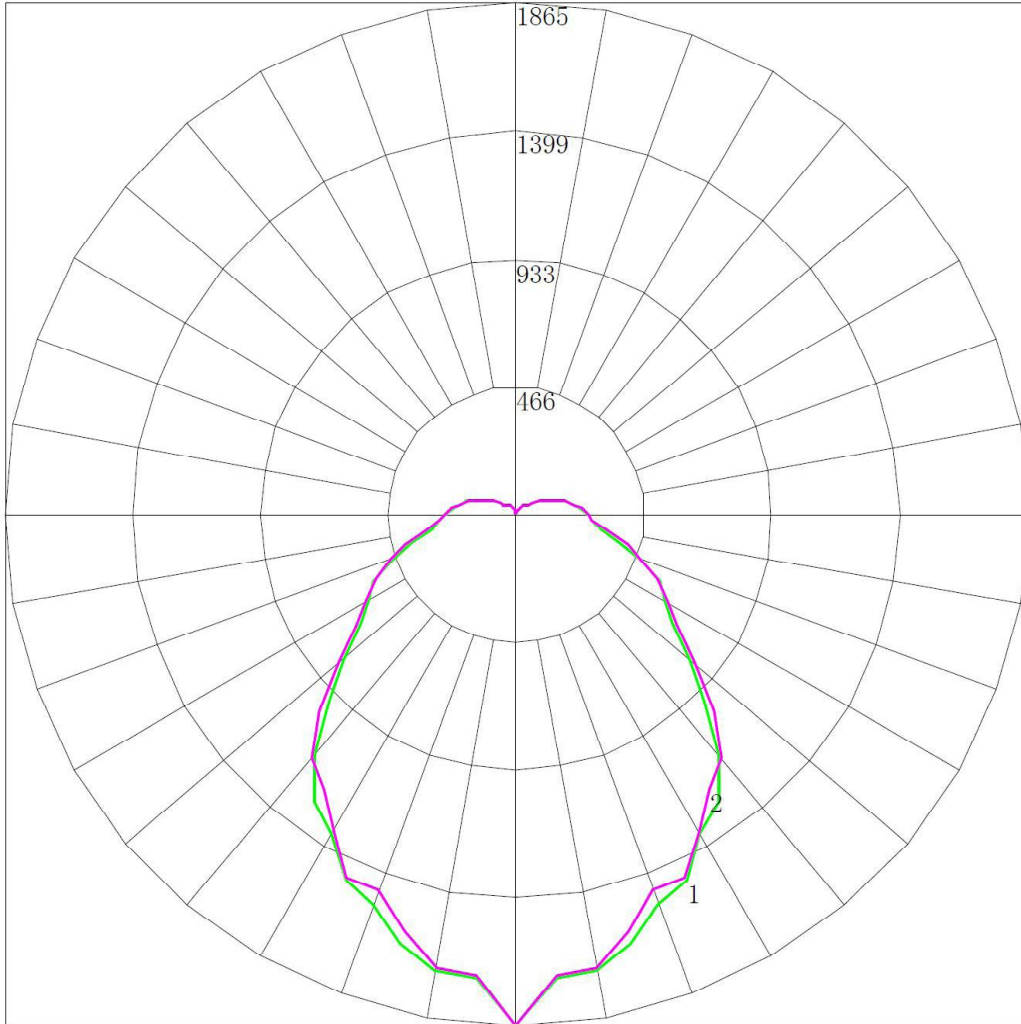
ZONAL LUMEN SUMMARY

Zone	Lumens
0-10	165.17
10-20	455.33
20-30	671.72
30-40	792.18
40-50	771.03
50-60	642.66
60-70	564.41
70-80	425
80-90	311.94
90-100	255.05
100-110	195.98
110-120	126.75
120-130	68.36
130-140	37.4
140-150	21.68
150-160	7.36
160-170	3.53
170-180	1.03



LCTECH

4.5 Polar Curves

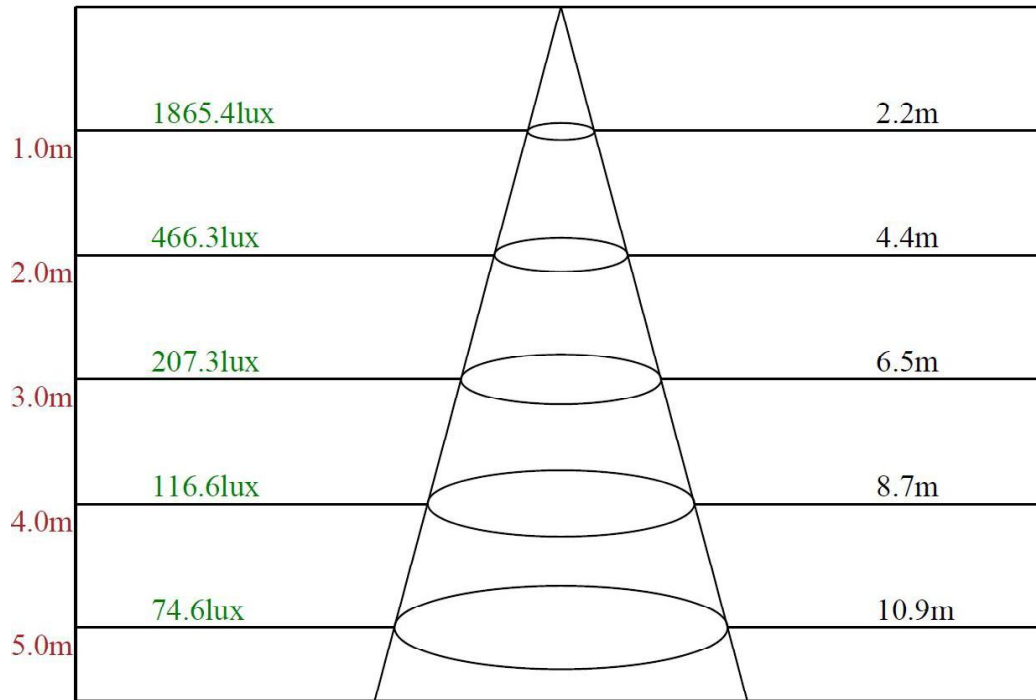


Maximum Candela = 1865.4 Located At Horizontal Angle = 0, Vertical Angle = 0
1 - Vertical Plane Through Horizontal Angles (0 - 180)
2 - Vertical Plane Through Horizontal Angles (90 - 270)



LCTECH

4.6 Lux Distance curve



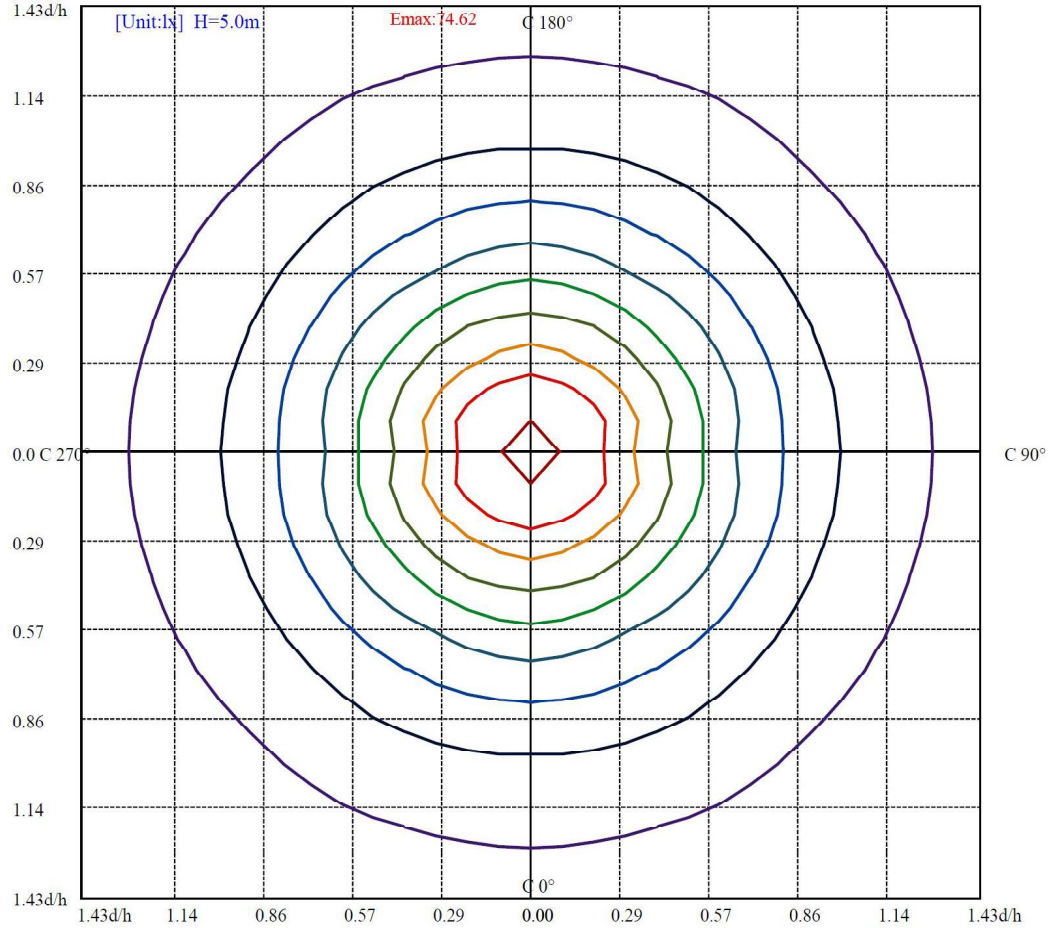
Beam angle of C0plane94.85



LCTECH



4.7 ISO illuminance diagram



(10%Emax) 7.4616	—
(20%Emax) 14.92316	—
(30%Emax) 22.38476	—
(40%Emax) 29.84632	—
(50%Emax) 37.30792	—
(60%Emax) 44.7696	—
(70%Emax) 52.2312	—
(80%Emax) 59.6928	—
(90%Emax) 67.1544	—

4.8 Candela Tabulation

	<u>0</u>	<u>15</u>	<u>30</u>	<u>45</u>	<u>60</u>	<u>75</u>	<u>90</u>
0	1865.4	1865.4	1865.4	1865.4	1865.4	1865.4	1865.4
5	1703.51	1702.71	1711.00	1724.6	1741.42	1735.27	1691.67
10	1693.26	1694.26	1697.92	1694.25	1712.54	1713.95	1687.16
15	1622.63	1606.12	1600.44	1617.62	1640.52	1650.22	1583.18
20	1516.7	1495.02	1488.22	1529.93	1535.36	1555.38	1462.32
25	1470.89	1469.29	1481.87	1476.62	1487.11	1496.17	1464.73
30	1345.41	1325.89	1333.26	1336.05	1359.51	1377.69	1337.48
35	1285.29	1273.99	1223.88	1287.18	1313.00	1309.97	1226.17
40	1145.54	1141.17	1152.49	1156.98	1160.82	1168.01	1164.65
45	969.96	998.28	1018.67	1010.13	997.62	999.32	1015.21
50	827.71	826.87	847.85	828.87	837.10	833.33	845.19
55	692.03	687.78	719.02	690.28	704.89	709.49	713.08
60	624.84	624.63	639.64	628.49	631.90	635.75	635.66
65	576.22	576.61	579.76	575.07	588.83	581.88	566.00
70	480.67	485.28	487.81	486.03	492.96	491.94	485.06
75	388.56	391.53	405.49	393.54	396.49	404.43	423.40
80	315.28	316.39	323.95	317.57	324.06	325.20	333.48
85	278.02	278.96	276.08	278.56	281.61	282.66	277.89
90	264.56	260.62	264.22	260.42	268.43	262.55	262.75
95	227.92	222.60	232.57	229.54	237.93	233.22	235.65
100	211.28	206.06	211.09	205.27	211.37	208.35	212.12
105	184.30	184.69	184.00	186.07	184.67	188.05	179.57
110	159.83	163.20	157.45	162.16	163.80	164.56	157.79
115	125.08	125.11	122.33	123.86	126.77	125.28	120.77
120	98.33	98.43	96.05	99.24	101.46	100.66	98.85
125	73.81	72.99	73.03	73.61	76.10	75.51	73.45
130	56.32	55.47	56.10	55.36	56.48	56.72	56.57
135	45.90	45.89	46.64	46.55	46.90	47.33	47.37
140	41.96	42.55	43.16	43.69	43.60	43.88	42.55
145	35.38	34.74	34.08	34.71	35.61	36.19	35.67
150	22.90	23.17	23.24	23.12	23.33	23.59	24.42
155	12.84	12.98	13.12	13.25	13.08	13.54	13.30
160	13.20	12.82	12.97	12.70	13.02	13.01	12.86
165	12.84	12.62	12.54	12.60	12.67	12.83	12.50
170	11.50	11.41	11.31	11.27	11.32	11.55	11.30
175	10.33	10.32	10.36	10.41	10.59	10.61	10.36
180	10.28	10.28	10.28	10.28	10.28	10.28	10.28

****End of test report****